







water
FEATURES
DIRECT



Water Features | Garden Pots and Planters | Statues and Sculptures
Contemporary Copper and Stone Designs

Copper Wall Features

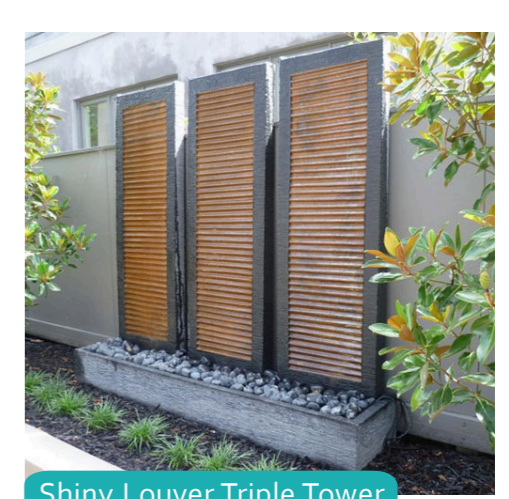
Hand crafted from volcanic stone and copper panelling, our walls are our signature features. Perfect for any garden wall or patio, the beautiful hand pressed copper is available in a range of designs and finishes - we can even create custom designs to suit your unique style. Lighting is a highly recommended add on to create ambience within your landscape.



Large Sunset Wall

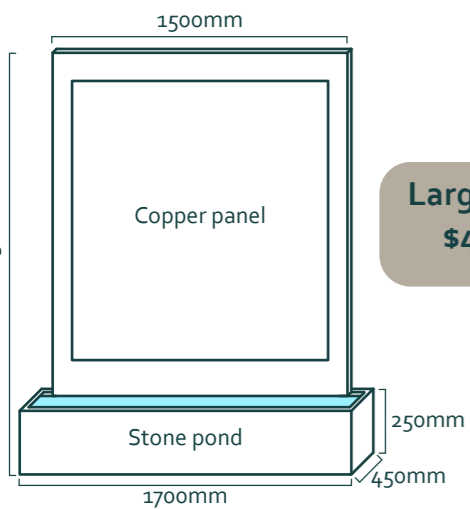
Tower Features

Our tower features come as single, double or triple towers. They also come in textured or grooved stone finishes for a more natural look. Most of our copper designs can be used on our towers - each product is made by hand according to your design choices. Also available is our **Giant Triple Tower** - a statement piece that is sure to impress.

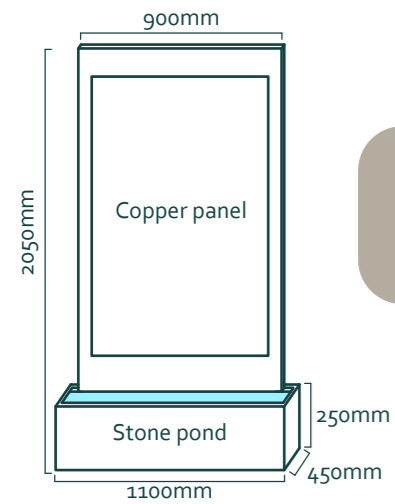


Shiny Louver Triple Tower

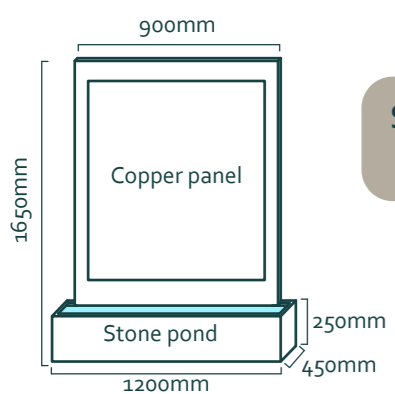
Copper Wall sizes and prices:



Large Wall
\$4500



Medium Wall
\$3200



Small Wall
\$2800


Copper design options:

Colour finishes:



Shiny copper Antique copper Black copper

Some of our most popular designs:



More designs and custom designs available - ask our staff today!

Tower design options:


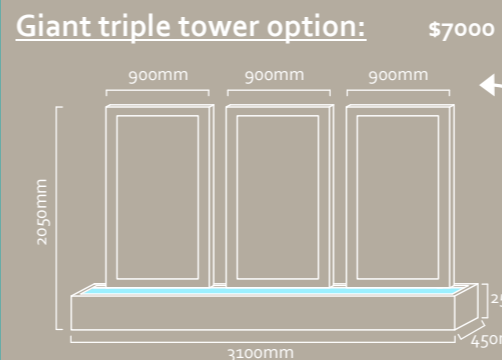


Grind:
The grooves amplify the sound of the water

Textured:
This evokes the natural texture of stone

Copper Panels:

Many of our copper designs can be used for our tower features



Giant Triple Tree of Life Tower

Tower sizes and prices:

Sizes:	Copper panel towers:	Texture or grind stone finish towers:	
		Texture	Grind
Single Tower	\$1750 	\$1300	\$1350
Twin Tower	\$3200 	\$2200	\$2350
Triple Tower	\$4500 	\$3500	\$3900

Install note:
All walls and towers must be installed on a solid, flat and level base - ideally a concrete pad, paving or a deck. Ask our team for more details about installation.

Columns:



160cm Column

Our columns are perfect for narrow spaces and come in a grooved stone finish that creates a delicate flowing water sound. Available in 4 sizes.

Stone Feature Packages


Our stone water feature packages come in a huge range of styles and possibilities. Choose one of our popular packages or mix and match your own design from our available products.



Shallow Bowl Medium Stand Package



3 Balls Package



Shallow Bowl Tall Stand Package with stone pond



Small Gentong Package

Our most popular water feature packages...

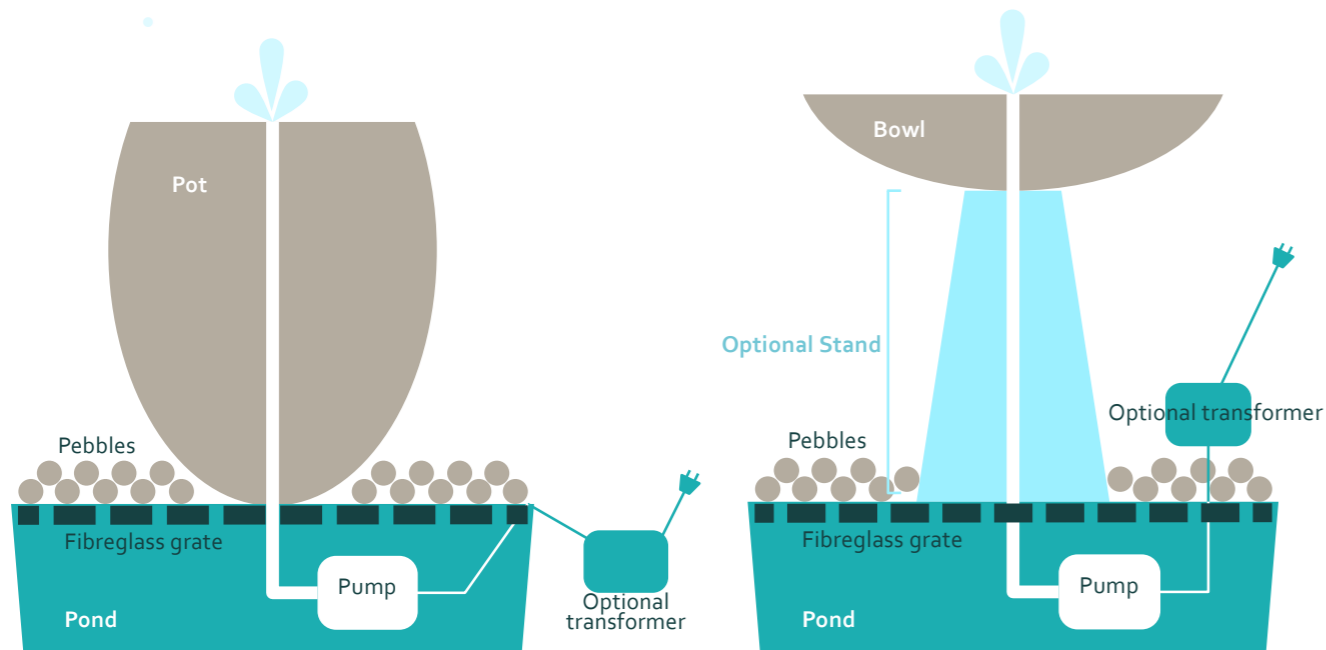
- 80cm bowl and pond package - \$1856.00
- 100cm bowl and pond package - \$2365.00
- Medium stand and 80cm shallow bowl package - \$2165.00
- Tall stand and 80cm shallow bowl package - \$2265.00
- 3 Ball package - \$2249.00
- Small Gentong/G-Jar package - \$796.00
- Medium Gentong/G-Jar package - \$1475.00
- Large Gentong/G-Jar package - \$1585.00
- XL Gentong/G-Jar package - \$1775.00
- Ancient Opium Pot 60cm pond package - \$1296.00
- Ancient Cinnamon Pot 90cm pond package - \$2105.00

Package prices include install in Metro Melbourne. Ask our staff about a customised package today!

All above prices are for poly pond, 240V pump packages

How it works...

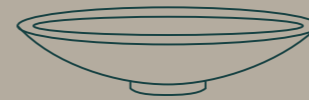
The bowl or pot sits on top of a fibreglass grate ► the pump draws water from the pond ► the water then flows through the pipes to the top of the feature, flowing down the feature ► water returns to the pond to be recirculated. This continuous cycle keeps the water moving and clean.



Pot or bowl:

Any of our pots and bowls can be used to create water features!

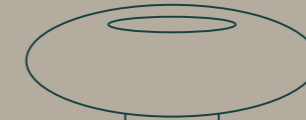
Some popular options from our stone range...




Shallow Bowl 80cm-100cm



Gentong Pot range



Ellipse Bowl 80cm-100cm



Raven Bowl 80cm-100cm



G-Jar range




Water Bowl 80cm-100cm



G-Jar Package



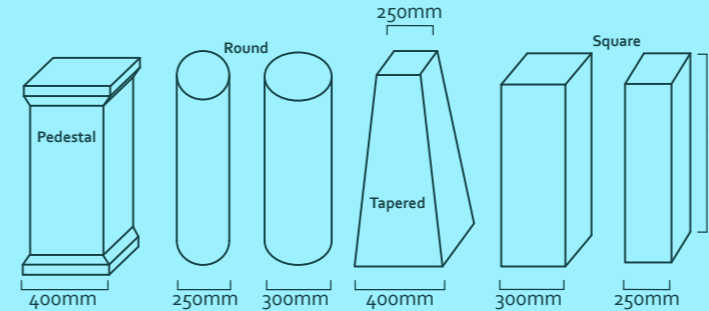
Gentong Package



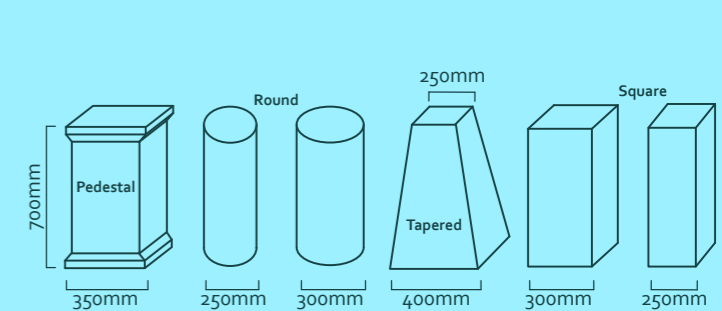
Shallow Bowl in custom feature

Stand options:


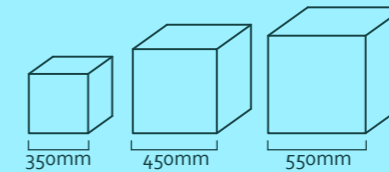
Tall stands - 1000mm height:



Medium stands - 700mm height:



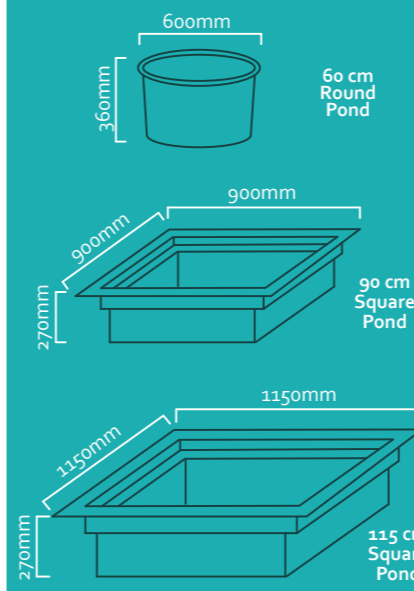
Square Stands



Pond options:

Poly plastic ponds*:

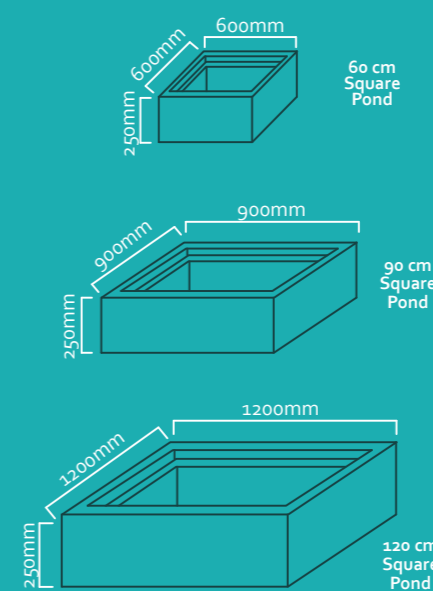
To be installed below ground level or within a surround



*Other sizes are available to order in

Stone ponds:

To be installed above ground on a solid surface - ideal for installing on existing paving



Custom fibreglass ponds:

Our custom fibreglass ponds are custom made to order:

On site installation: the fibreglass is sprayed directly onto a concrete/block work structure pre-built by you on site.

OR

Drop in pond: drop in ponds are made to order and are manufactured off site.

Ask us about which option is best for your project!

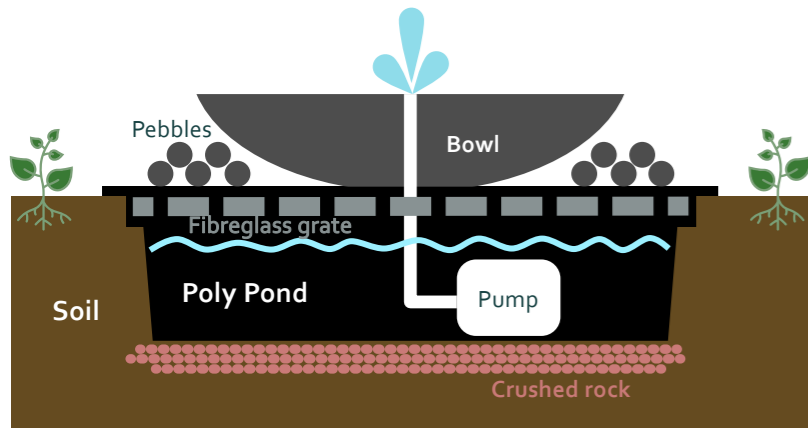


Shallow Bowl in custom pond

Installation

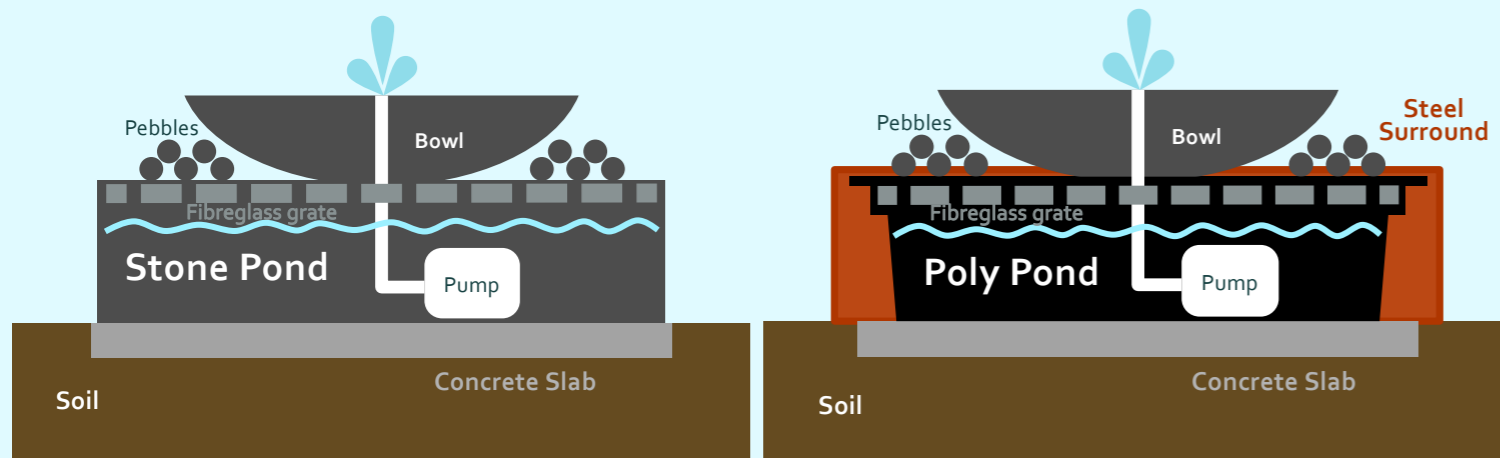
The below guides illustrate how different types of packages can be installed - ask our staff for more information and advice.

Below ground poly pond packages set up



- The pond is hidden below ground level by pebbles
- Before installation, the ground must be excavated and crushed rock added to support the base of the polyurethane pond

Above ground packages set up



- The pond is visible above ground
- The pond must sit on a solid base such as a concrete slab, paving, or decking
- If you are using a polyurethane pond it can be hidden by a steel surround

Below ground installation of a Gentong feature




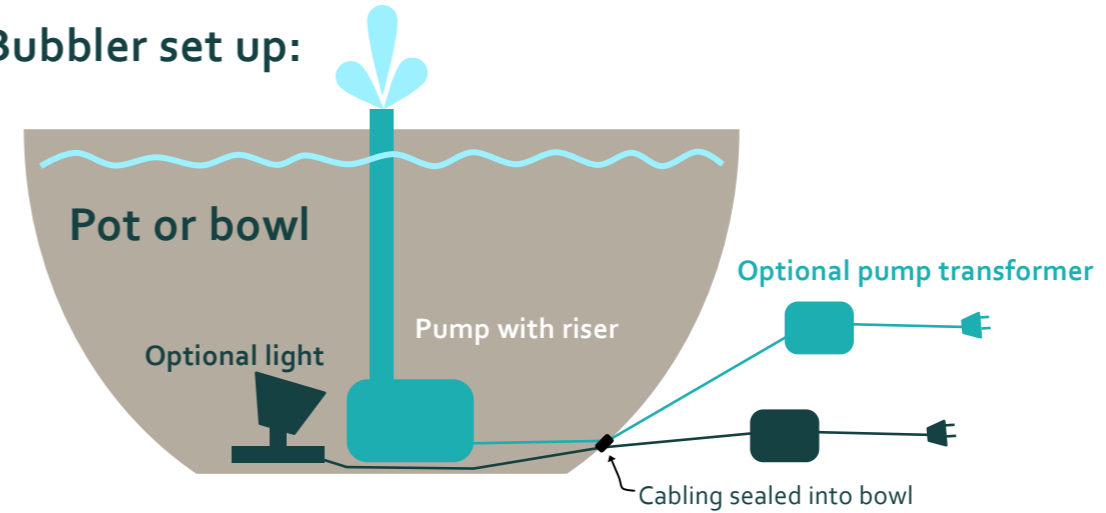
Above ground installation of a ball feature



Bubbler Features



Most pots and bowls in our range can be made into a simple yet effective bubbler feature by adding a pump. You can also add a light for that extra wow factor.

Bubbler set up:




Free standing spouts

Add our Block spout to a bowl to create a beautiful modern feature - or opt for a custom made spout or channel made to your dimensions.



X Small Wok and Mini Block spout

Powdercoated steel pond and free standing channel



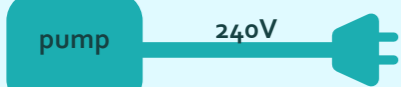
180cm Water Bowl and custom spout



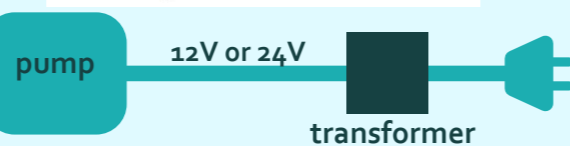
Medium Wok and Block spout

Pumps

- Pumps: move water around the feature.
- The more water flow/movement there is, the cleaner your feature will stay. Pumps require regular maintenance to ensure longevity and performance
- The size of the pump required will vary on the size of the pond and water feature. Pumps are sized according to litres per hour. Pumps are submersible and include a sponge filter.
- Water effects are achieved by changing water flow and pressure. Most pumps come with an adjustable flow control.
- Filtration systems: keep the water clean and clear and we can recommend various options - generally required for larger features



240V pumps are ideal when the power outlet is close by to the feature



Low voltage pumps with transformers are a safer option for running cabling more than a few metres outdoors - perfect for when your power outlet is not next to your water feature.

Shutes

Shutes can be added to our bowls to create a lovely spill over effect - perfect for ponds or pools. Shutes can be powder coated in a variety of colours.

Shute sizes:

- 100mmx100mm - suits 80cm bowls
- 100mmx150mm - suits 80cm - 120cm bowls
- 200mm curved - suits 100cm - 140cm bowls
- 250mm curved - suits 120cm - 140cm bowls
- 500mm curved - suits 180cm bowls




Spouts

Our stainless steel spouts come in a number of standard sizes or can be made custom to your dimensions - set into a wall to create a dazzling pool or pond feature. Spouts can be powdercoated in a variety of colours.

Spout sizes:

- All 300mm long
- 75mm x 100mm
- 100mm x 100mm
- 100mm x 200mm
- 200mm x 200mm
- 250mm x 250mm
- round 100mm diameter



Inlet options:

standard size is Ø 19mm

Rear entry inlet

Bottom entry inlet

Lights

Lighting can be added to any of our features and is highly recommend to create a beautiful effect at night time. All light options are water submersible and must be paired with a transformer.



Pond Max Light 3W
Pond Max Transformer 12V (20.4va)



Mini Pond Max Light 1.8W

Flat Pond Max Light 1.8W



80cm Water Bowl as a bubbler with lighting

Descents

Create a dramatic waterfall effect with our range of stainless steel waterfall descents - the perfect finishing touch on your pool or custom pond project.

Descent sizes:

- 300mm length
- 600mm length
- 900mm length
- 1225mm length
- 1500mm length

Waterfall options

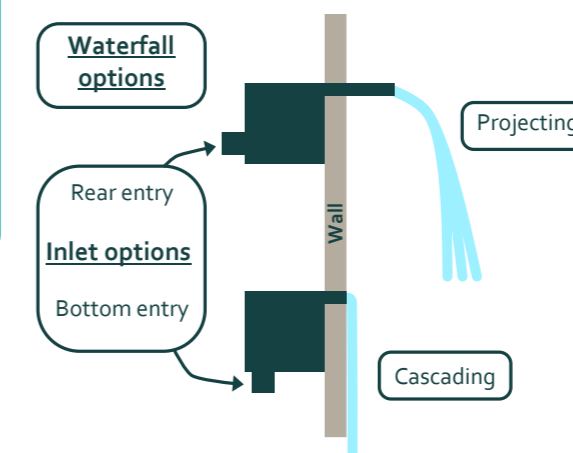
Rear entry

Inlet options

Bottom entry

Projecting

Cascading



Reflective Ponds

We can manufacture and customise stainless steel reflective ponds.

Reflective ponds create a calm, mirror like surface that reflects your surrounding environment.

Bubblers or spouts can also be added to create gentle movement in the pond.

All stainless steel products can be powdercoated.




Stainless steel

We can make a variety of custom items to create water features in stainless steel, powder coated in the colour of your choice, including:

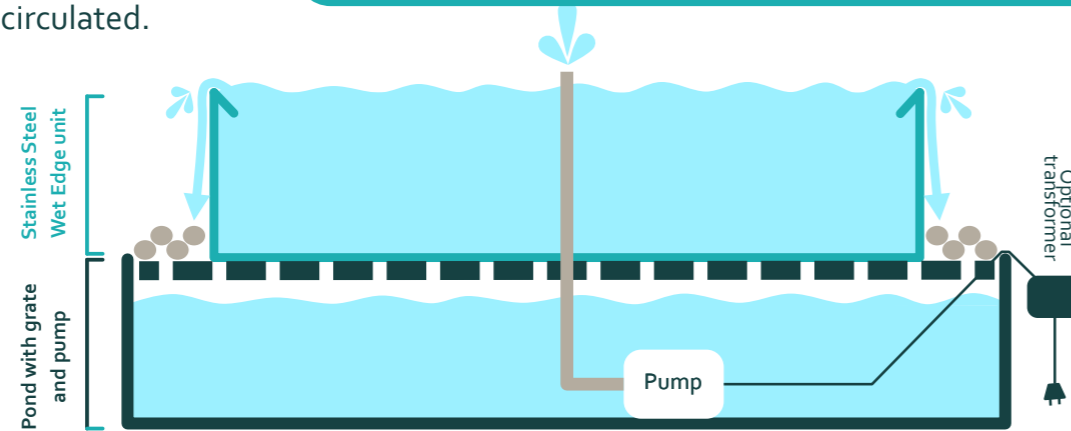
- Channels, spouts and shutes
- Ponds
- Pond surrounds

Ask us today about what we can make for your custom project!



Wet Edge Features

Our wet edge features are designed to capture the movement of water as it flows over a stainless steel edge. The water is gravity fed into the pond below and recirculated.



We offer a standard sized wet edge package including:

700mm x 700mm wet edge unit

900mm x 900mm poly pond

Grate, pebbles, pump and fittings


Installation and delivery in Metro Melb



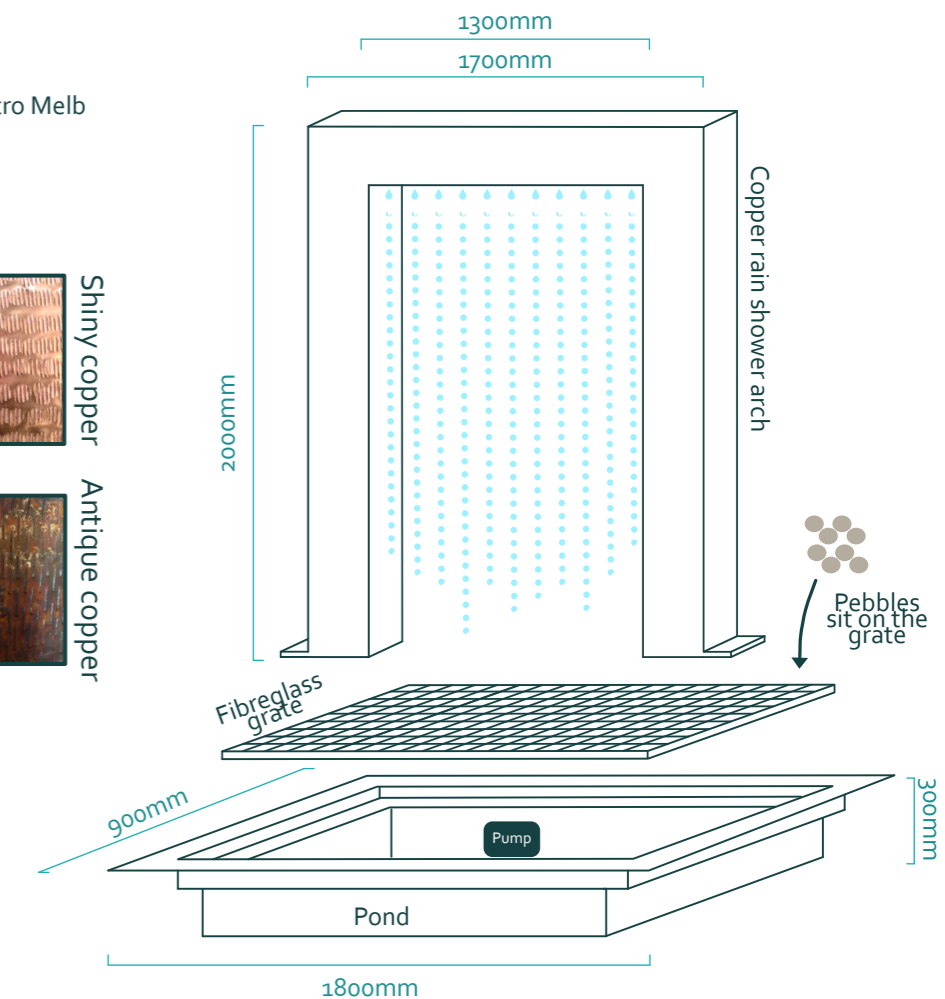
Our copper rain shower is the most impressive feature in our range - experience the gentle fall of rain from a beautiful hand crafted copper arch with river stone pebbles.

\$8000

Price includes all parts, delivery and install in Metro Melb



Copper Rainshower



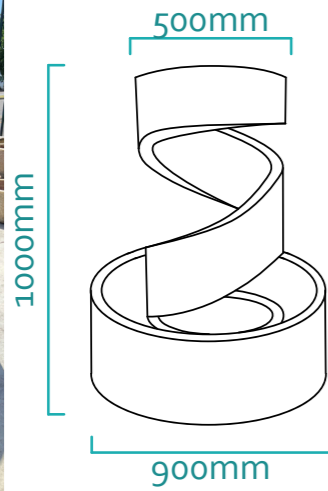
Sculptural Features

We have a range of unique sculptural features - you are sure to find one that fits your style and space.

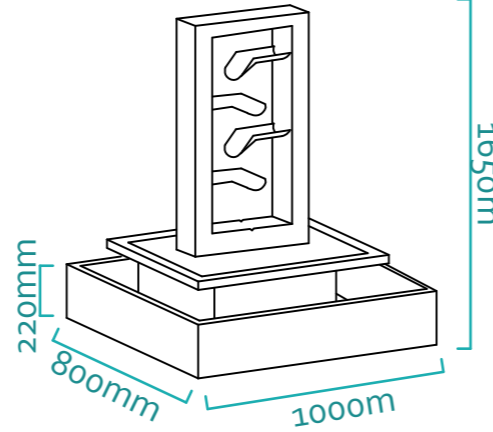
Statues

Our range of stone statues are perfect for adding a meaningful touch to your garden space.

Untir Water Fountain



Zig Zag Water Fountain



**Buddha Head Statue/
Water Fountain**



Ganesh Statue

**Praying, Candle and
Chakra Buddha
statues**



Short Terrazzo Water Fountain

W 45cm x L 45cm
x H 60cm



Tall Terrazzo Water Fountain

Diameter 35cm x
H 95cm



Diameter 35cm x H 65cm

Georgie Water Fountain



Diameter 44cm x H 47cm

Ancient Fish Water Fountain



Diameter 80cm
x H 80cm

Ancient Ball Water Fountain

Why not get a bench seat that matches your new stone feature? Somewhere to sit and meditate on the beautiful sounds of trickling water.

Bench Seats

Small W 120cm x H 45cm x D 40cm

Medium W 150cm x H 45cm x D 40cm

Large W 180cm x H 45cm x D 40cm



120cm Bench Seat

180cm Bench Seat





Ellipse Bowl

As a planter

Shallow Bowl

As part of a feature

Raven Bowl

As a bubbler

Water Bowl

As a bubbler

Oval Water Bowl

As a planter

Architectural Bowls

180cm diameter bowls - \$2599

140cm diameter bowls - \$1999

120cm diameter bowls - \$1429

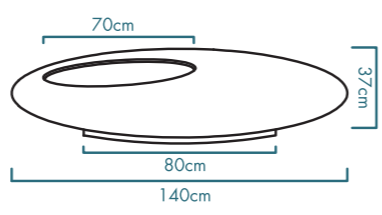
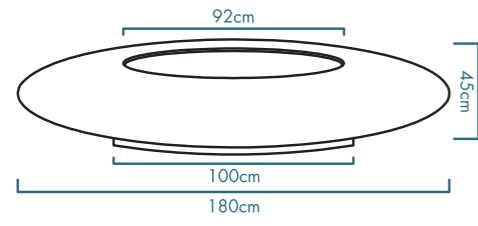
100cm diameter bowls - \$999

80cm diameter bowls - \$659

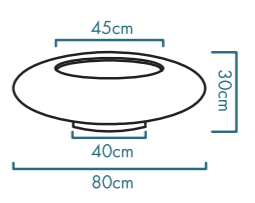
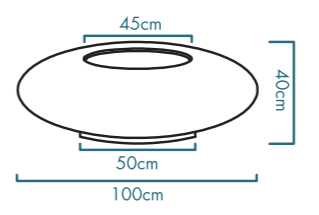
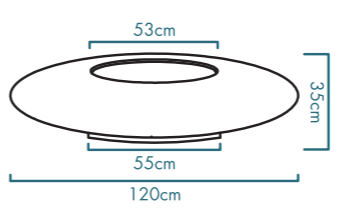
60cm diameter bowl - \$239

(Available in Raven only)

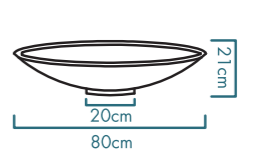
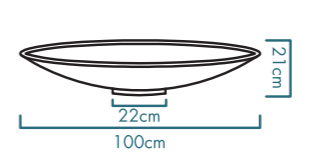
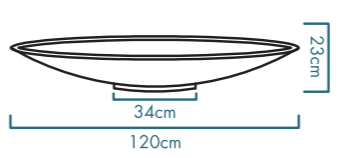
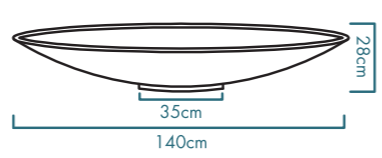
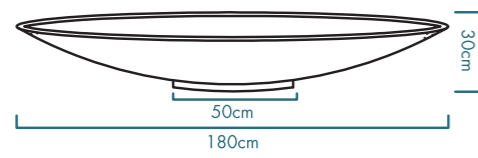
Ellipse Bowl



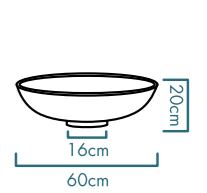
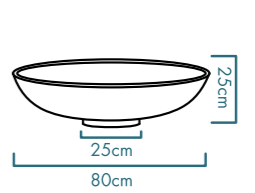
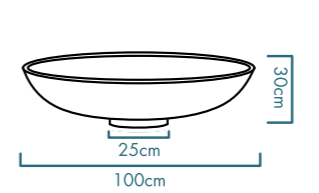
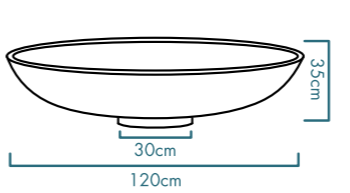
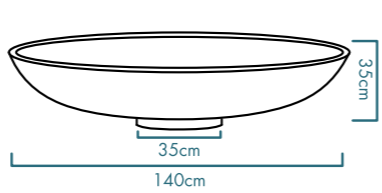
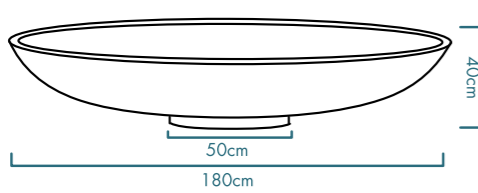
*Also available with central opening



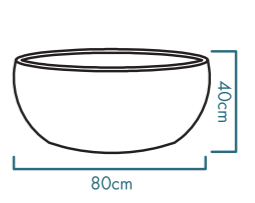
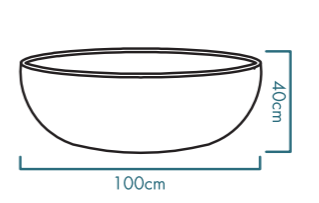
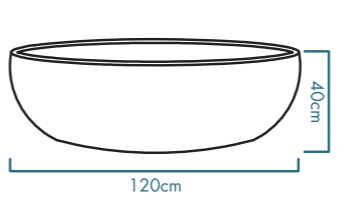
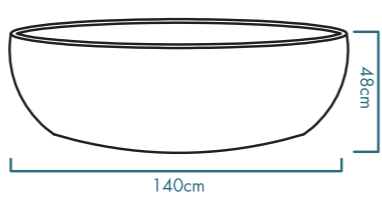
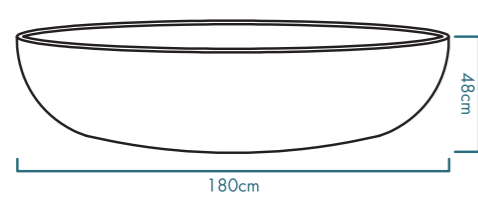
Shallow Bowl



Raven Bowl

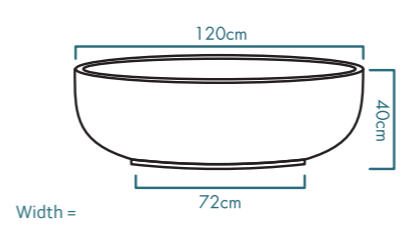


Water Bowl

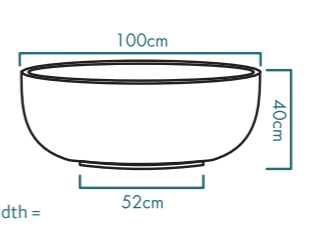


*Also available in natural colour

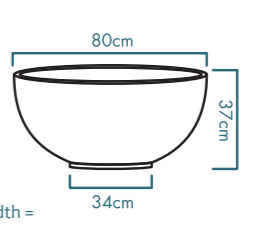
Oval Water Bowl



Width = 72cm



Width = 52cm




Width = 34cm

Our architectural bowls are made of reconstituted volcanic river stone - beautifully textured to create a natural looking finish. Designed to be used as water features, bubblers and planters.

Stone Products

Our stone range is our most versatile and popular. The stone looks stunning wet or dry.



Charcoal finish Natural finish

Ancient Pots

Our Ancient pot range has a rustic charm - made of terracotta and hand glazed in textural finishes. They can also be used to create beautiful water features!



Gentong Charcoal as feature

Small Gentong Charcoal

- Small**
W 50cm x H 40cm
- Medium**
W 60cm x H 50cm
- Large**
W 70cm x H 60cm
- X-Large**
W 70cm x H 80cm
- XX-Large**
W 110cm x H 68cm
- XXX-Large**
W 97cm x H 97cm



Ancient Atlantis Pot

W 81cm x H 86cm



Ancient Cinnamon Pot

W 72cm x H 93cm



Ancient Opium Pot

W 63cm x H 74cm



- Small**
W 40cm x H 50cm
- Medium**
W 50cm x H 60cm
- Large**
W 60cm x H 70cm
- X-Large**
W 70cm x H 80cm



G-Jar Charcoal as feature



G-Jars in Natural finish



Ancient Pluto Pot

W 74cm x H 93cm



Ancient Saffron Pot

W 53cm x H 88cm



Ancient Lotus Pots

Medium W 45cm x H 43cm
Large W 65cm x H 60cm

Concrete Balls

Our concrete balls are a bold geometric addition to any garden bed.

- Small**
30 cm Diameter
- Medium**
50cm Diameter
- Large**
70cm Diameter

Balls in Charcoal finish




Ball in Natural finish



Kendang Pots

Charcoal finish only

- Small** W 34cm x H 60cm
- Medium** W 34cm x H 80cm
- Large** W 34cm x H 100cm



Kendangs as a feature

Ancient Low Bowls

- Small** W 30cm x H 8cm
- Medium** W 42cm x H 11cm
- Large** W 54cm x H 14cm



Ancient Classic Bowls

- Small** W 44cm x H 29cm
- Medium** W 59cm x H 36cm
- Large** W 81cm x H 50cm



Ancient Dimple Tidi Pots

- Small** W 33cm x H 30cm
- Medium** W 44cm x H 38cm
- Large** W 53cm x H 48cm



Ancient Water Bowls

- Small** W 56cm x H 26cm
- Medium** W 72cm x H 36cm
- Large** W 92cm x H 44cm




Light Weight Products

Our lightweight range are made of fibreglass and are easy to move around and style in different combinations!

East Pots

Black, White, Grey

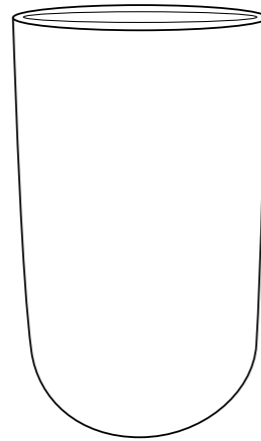
Small W 30cm x H 50cm
Medium W 40cm x H 60cm
Large W 55cm x H 80cm



North Pots

Black, White, Grey


Small W 35cm x H 58cm
Medium W 45cm x H 75cm
Large W 55cm x H 90cm



South Pots

Black, White, Grey


Small W 38cm x H 43cm
Medium W 50cm x H 56cm
Large W 65cm x H 70cm



Cylinder Pots

White, Dark Concrete

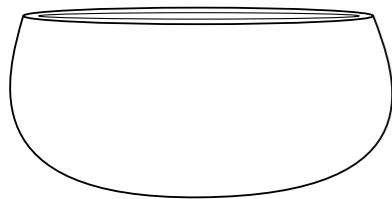
X Small W 20cm x H 30cm
Small W 30cm x H 40cm
Medium W 40cm x H 60cm
Large W 50cm x H 70cm
X Large W 60cm x H 90cm



Bonnie Bowls

Black, White, Dark Concrete


Small W 38cm x H 17cm
Medium W 50cm x H 22cm
Large W 62cm x H 27cm



West Pots

Black, White, Grey

X Small W 30cm x H 20cm
Small W 40cm x H 30cm
Medium W 53cm x H 40cm
Large W 66cm x H 54cm




Light Weight Products

Lightweight bowls can also be used to create bubbler features - perfect for adding some tranquility to your patio or balcony.

Yarra Bowls

Black, White, Dark Concrete




Small W 55cm x H 25cm
Medium W 68cm x H 33cm
Large W 86cm x H 40cm



Vince Bowls

Black, White, Grey



Small W 70cm x H 25cm
Medium W 85cm x H 30cm
Large W 110cm x H 40cm



Classic Woks

Natural grey




Small W 60cm x H 21cm
Medium W 92cm x H 25cm
Large W 122cm x H 30cm
X Large W 152cm x H 36cm



Evie Pots

Black, White, Grey

Small W 40cm x H 32cm
Medium W 62cm x H 48cm
Large W 90cm x H 64cm



Kotak Rectangular Pots

Black, White, Grey

Small W 70cm x L 30cm x H 35cm
Medium W 90cm x L 40cm x H 45cm
Large W 110cm x L 50cm x H 55cm




Egg Pots

Grey

Medium W 50cm x H 70cm
Large W 75cm x H 120cm





Notes:

Contact Us:

Water Features Direct
195-197 Queens Parade Clifton Hill VIC 3068



www.waterfeaturesdirect.com.au



info@waterfeaturesdirect.com.au



(03) 9486 8323