





water  
FEATURES  
DIRECT




Water Features | Garden Pots and Planters | Statues and Sculptures  
Contemporary Copper and Stone Designs



# Copper Wall Features

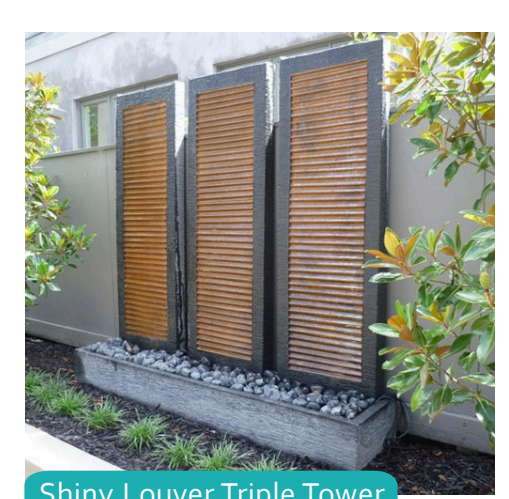
Hand crafted from volcanic stone and copper panelling, our walls are our signature features. Perfect for any garden wall or patio, the beautiful hand pressed copper is available in a range of designs and finishes - we can even create custom designs to suit your unique style. Lighting is a highly recommended add on to create ambience within your landscape.



Large Sunset Wall

# Tower Features

Our tower features come as single, double or triple towers. They also come in textured or grooved stone finishes for a more natural look. Most of our copper designs can be used on our towers - each product is made by hand according to your design choices. Also available is our **Giant Triple Tower** - a statement piece that is sure to impress.



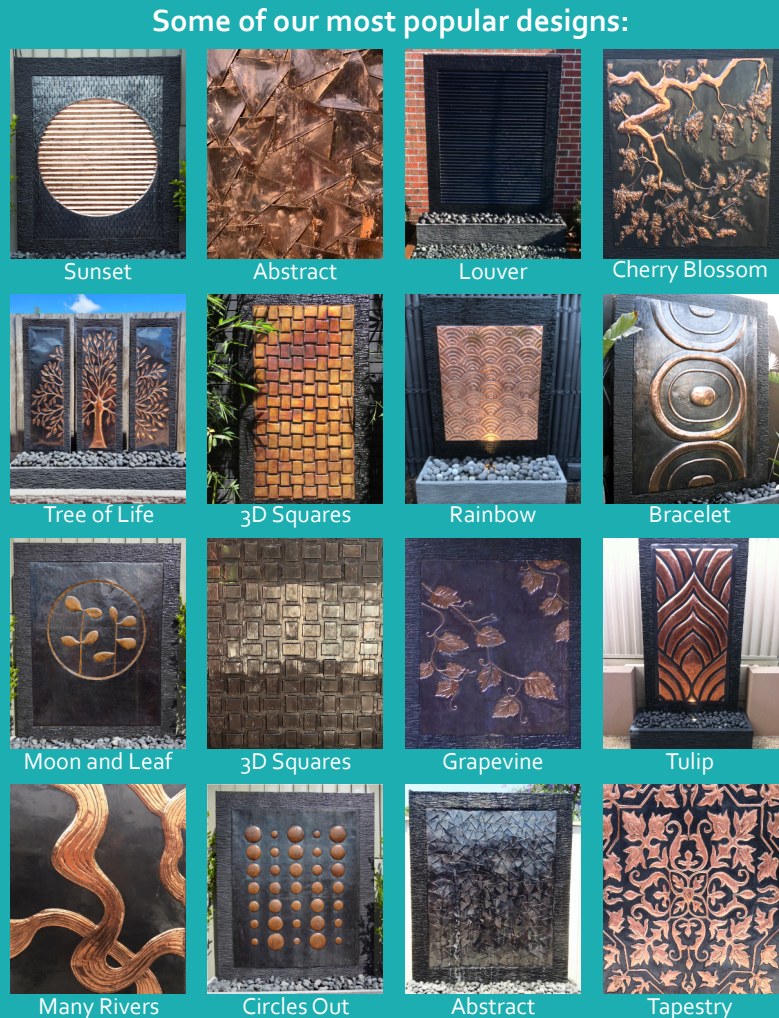
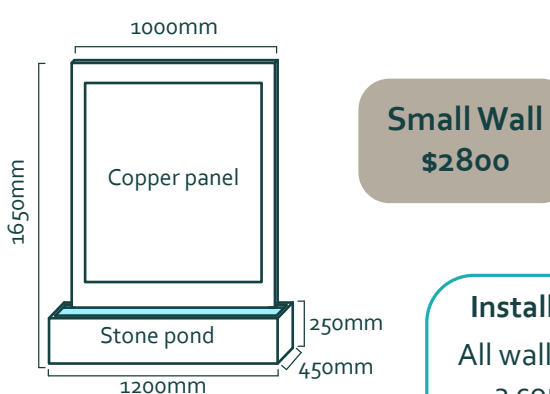
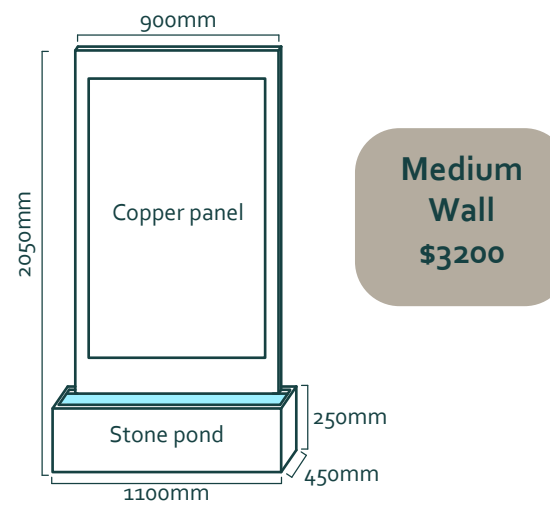
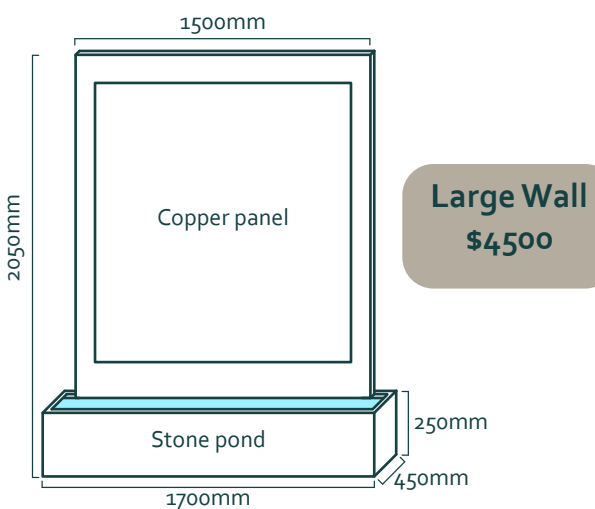
Shiny Louver Triple Tower

## Copper Wall sizes and prices:

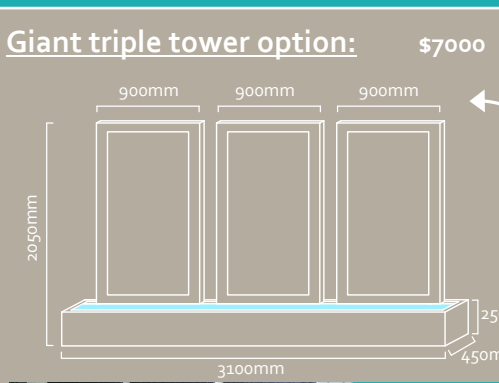
## Copper design options:

## Tower design options:

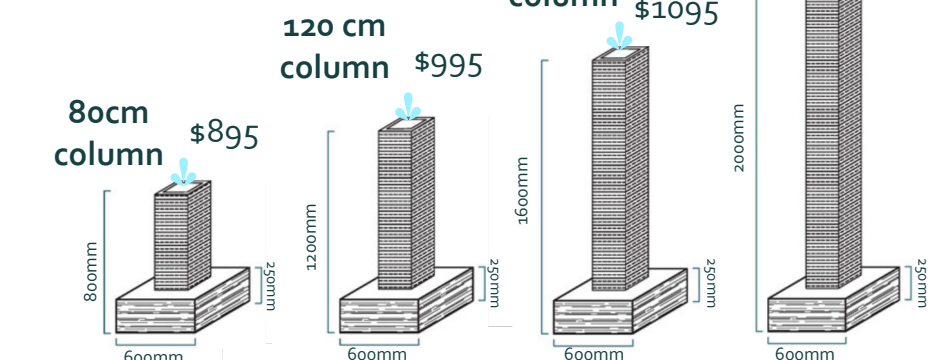
## Tower sizes and prices:




**Copper Panels:**  
Many of our copper designs can be used for our tower features



Sizes:	Copper panel towers:	Texture or grind stone finish towers:	
		Texture	Grind
Single Tower	\$1750 	\$1300	\$1350
Twin Tower	\$3200 	\$2200	\$2350
Triple Tower	\$4500 	\$3500	\$3900



## Columns:



Our columns are perfect for narrow spaces and come in a grooved stone finish that creates a delicate flowing water sound. Available in 4 sizes.

**Install note:**  
All walls and towers must be installed on a solid, flat and level base - ideally a concrete pad, paving or a deck. Ask our team for more details about installation.



# Stone Feature Packages


Our stone water feature packages come in a huge range of styles and possibilities. Choose one of our popular packages or mix and match your own design from our available products.



Shallow Bowl Medium Stand Package



3 Balls Package



Shallow Bowl Tall Stand Package with stone pond



Small Gentong Package

## Our most popular water feature packages...

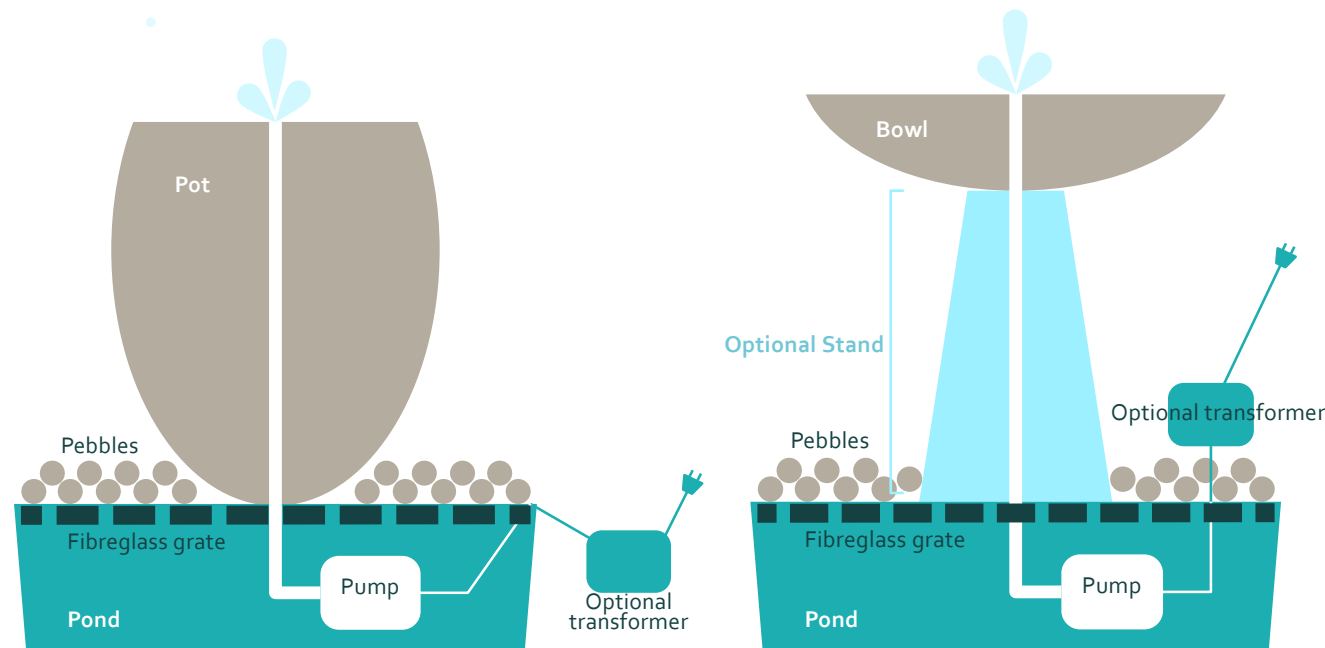
- 80cm bowl and pond package - \$1856.00
- 100cm bowl and pond package - \$2365.00
- Medium stand and 80cm shallow bowl package - \$2165.00
- Tall stand and 80cm shallow bowl package - \$2265.00
- 3 Ball package - \$2249.00
- Small Gentong/G-Jar package - \$796.00
- Medium Gentong/G-Jar package - \$1475.00
- Large Gentong/G-Jar package - \$1585.00
- XL Gentong/G-Jar package - \$1775.00
- Ancient Opium Pot 60cm pond package - \$1296.00
- Ancient Cinnamon Pot 90cm pond package - \$2105.00

Package prices include install in Metro Melbourne. Ask our staff about a customised package today!

\*All above prices are for poly pond, 240V pump packages\*

## How it works...

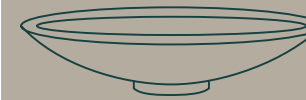
The bowl or pot sits on top of a fibreglass grate ► the pump draws water from the pond ► the water then flows through the pipes to the top of the feature, flowing down the feature ► water returns to the pond to be recirculated. This continuous cycle keeps the water moving and clean.



## Pot or bowl:

Any of our pots and bowls can be used to create water features!

Some popular options from our stone range...



Shallow Bowl 80cm-100cm



Gentong Pot range



Ellipse Bowl 80cm-100cm



Raven Bowl 80cm-100cm




G-Jar range




Water Bowl 80cm-100cm



G-Jar Package



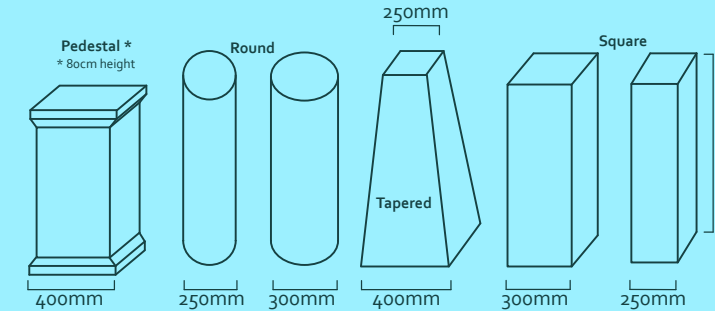
Gentong Package



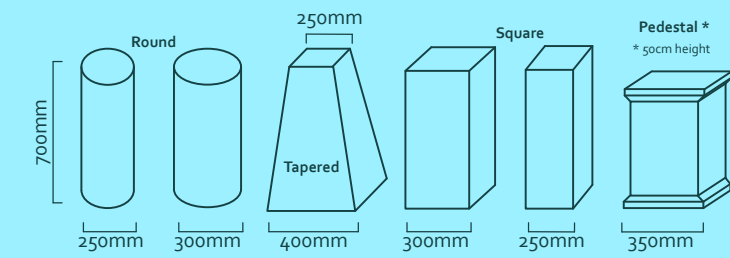
Shallow Bowl in custom feature

## Stand options:


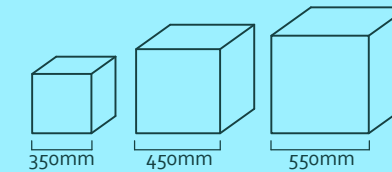
Tall stands - 1000mm height:



Medium stands - 700mm height:



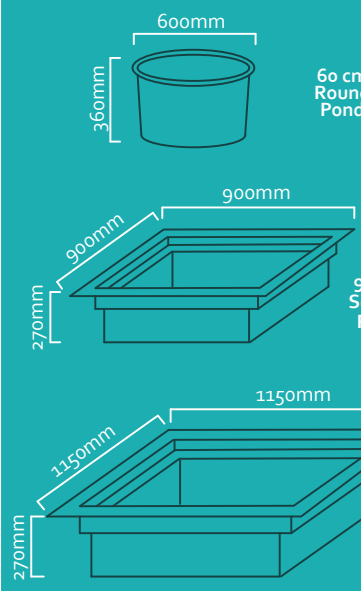
Square Stands



## Pond options:

### Poly plastic ponds\*:

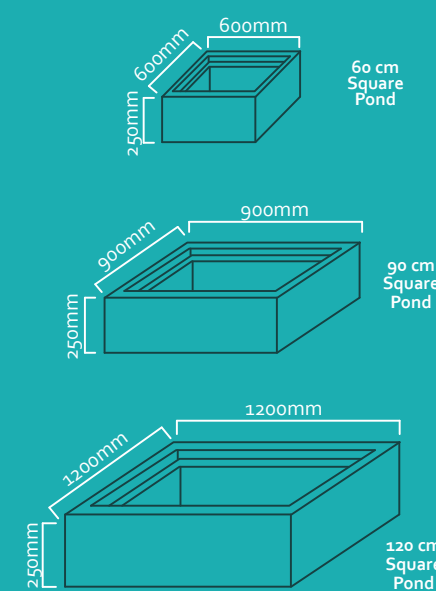
To be installed below ground level or within a surround



\*Other sizes are available to order in

### Stone ponds:

To be installed above ground on a solid surface - ideal for installing on existing paving



### Custom fibreglass ponds:

Our custom fibreglass ponds are custom made to order:

On site installation: the fibreglass is sprayed directly onto a concrete/blockwork structure pre-built by you on site.

OR

Drop in pond: drop in ponds are made to order and are manufactured off site.

Ask us about which option is best for your project!



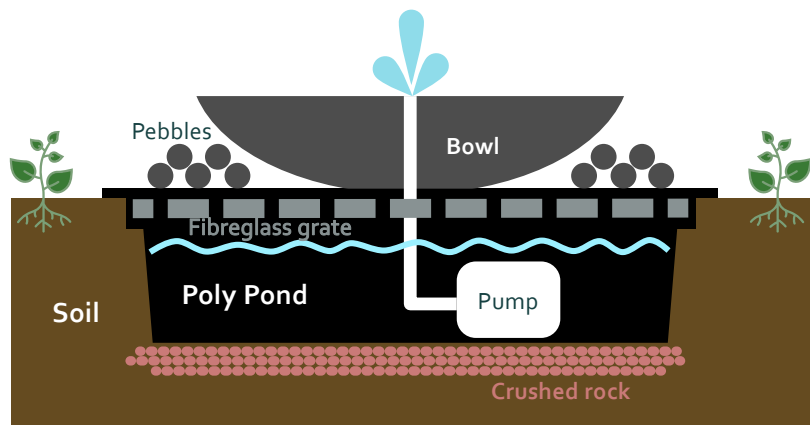
Shallow Bowl in custom pond



# Installation

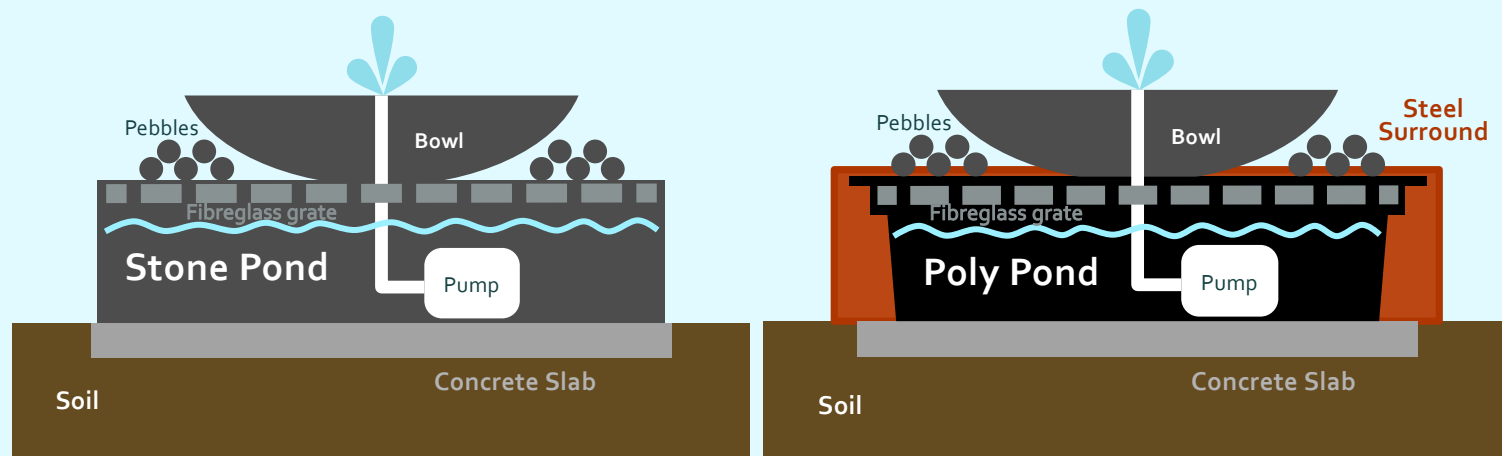
The below guides illustrate how different types of packages can be installed - ask our staff for more information and advice.

## Below ground poly pond packages set up:



- The pond is hidden below ground level by pebbles
- Before installation, the ground must be excavated and crushed rock added to support the base of the polyurethane pond

## Above ground packages set up:




- The pond is visible above ground
- The pond must sit on a solid base such as a concrete slab, paving, or decking
- If you are using a polyurethane pond it can be hidden by a steel surround

Below ground installation of a Gentong feature



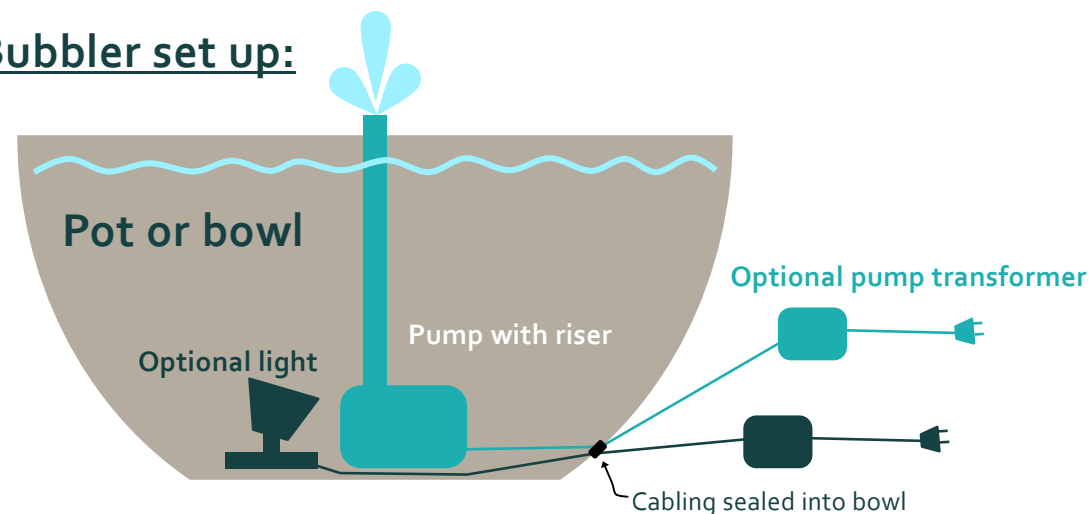
Above ground installation of a ball feature



# Bubbler Features



Most pots and bowls in our range can be made into a simple yet effective bubbler feature by adding a pump. You can also add a light for that extra wow factor.

## Bubbler set up:




# Free standing spouts

Add our Block spout to a bowl to create a beautiful modern feature - or opt for a custom made spout or channel made to your dimensions.



X Small Wok and Mini Block spout

Powdercoated steel pond and free standing channel



180cm Water Bowl and custom spout

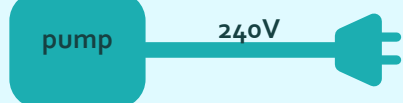


Medium Wok and Block spout

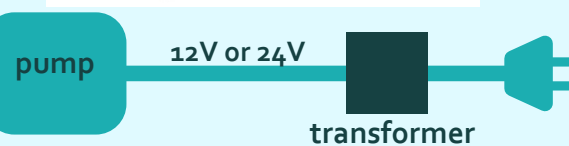


## Pumps

- Pumps: move water around the feature.
- The more water flow/movement there is, the cleaner your feature will stay. Pumps require regular maintenance to ensure longevity and performance
- The size of the pump required will vary on the size of the pond and water feature. Pumps are sized according to litres per hour. Pumps are submersible and include a sponge filter.
- Water effects are achieved by changing water flow and pressure. Most pumps come with an adjustable flow control.
- Filtration systems: keep the water clean and clear and we can recommend various options - generally required for larger features



240V pumps are ideal when the power outlet is close by to the feature



Low voltage pumps with transformers are a safer option for running cabling more than a few metres outdoors - perfect for when your power outlet is not next to your water feature.

## Lights

Lighting can be added to any of our features and is highly recommend to create a beautiful effect at night time. All light options are water submersible and must be paired with a transformer.



Pond Max Light 3W  
Pond Max Transformer 12V (20.4va)



Mini Pond Max Light 1.8W Flat Pond Max Light 1.8W



80cm Water Bowl as a bubbler with lighting

## Shutes

Shutes can be added to our bowls to create a lovely spill over effect - perfect for ponds or pools. Shutes can be powder coated in a variety of colours.

### Shute sizes:

- 100mmx100mm - suits 80cm bowls
- 100mmx150mm - suits 80cm - 120cm bowls
- 200mm curved - suits 100cm - 140cm bowls
- 250mm curved - suits 120cm - 140cm bowls
- 500mm curved - suits 180cm bowls




## Spouts

Our stainless steel spouts come in a number of standard sizes or can be made custom to your dimensions - set into a wall to create a dazzling pool or pond feature. Spouts can be powdercoated in a variety of colours.

### Spout sizes:

- All 300mm long
- 75mm x 100mm
- 100mm x 100mm
- 100mm x 200mm
- 200mm x 200mm
- 250mm x 250mm
- round 100mm diameter

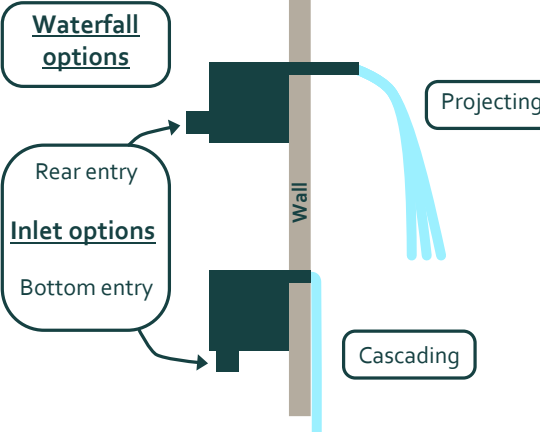


## Descents

Create a dramatic waterfall effect with our range of stainless steel waterfall descents - the perfect finishing touch on your pool or custom pond project.

### Descent sizes:

- 300mm length
- 600mm length
- 900mm length
- 1225mm length
- 1500mm length





# Reflective Ponds

We can manufacture and customise stainless steel reflective ponds.

Reflective ponds create a calm, mirror like surface that reflects your surrounding environment.

Bubblers or spouts can also be added to create gentle movement in the pond.

All stainless steel products can be powdercoated.




# Stainless steel

We can make a variety of custom items to create water features in stainless steel, powder coated in the colour of your choice, including:

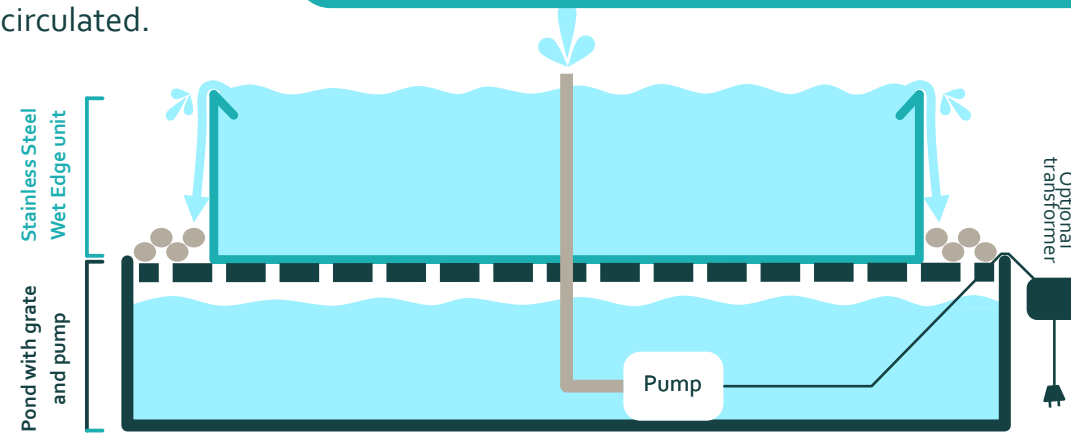
- Channels, spouts and shutes
- Ponds
- Pond surrounds

Ask us today about what we can make for your custom project!



# Wet Edge Features

Our wet edge features are designed to capture the movement of water as it flows over a stainless steel edge. The water is gravity fed into the pond below and recirculated.



We offer a standard sized wet edge package including:

700mm x 700mm wet edge unit

900mm x 900mm poly pond

Grate, pebbles, pump and fittings


Installation and delivery in Metro Melb



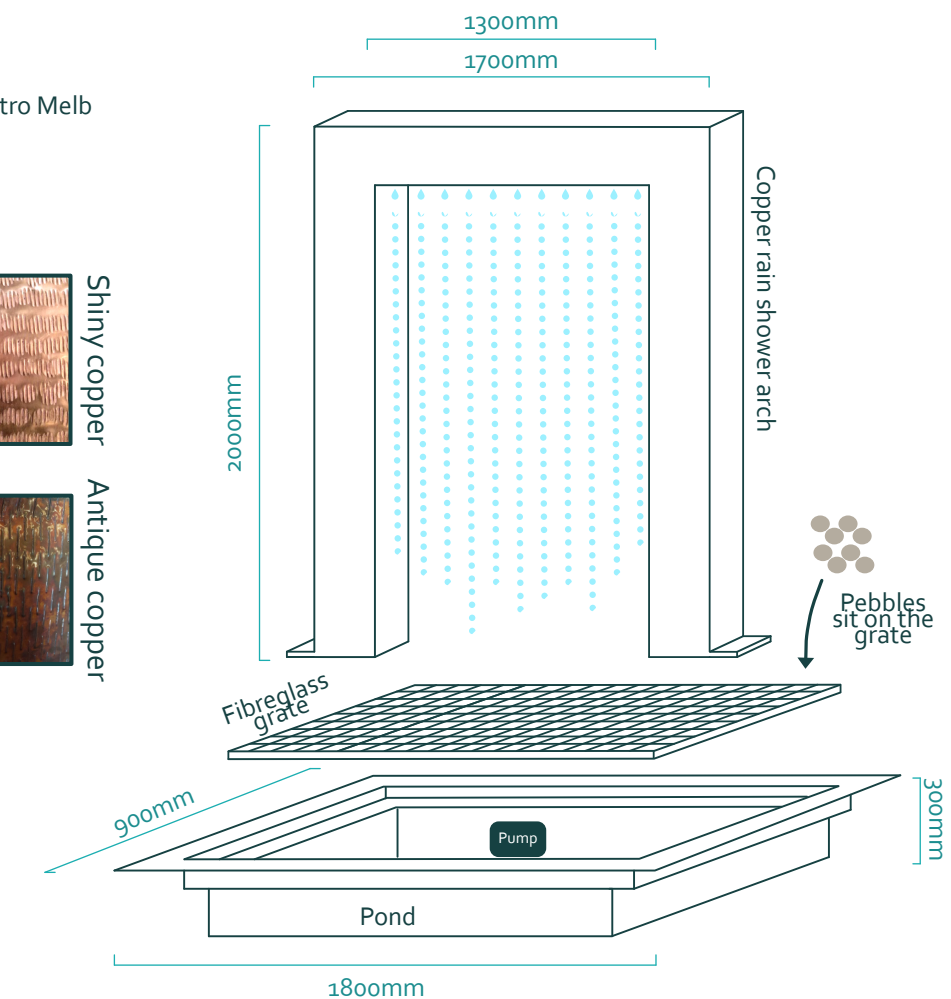
Our copper rain shower is the most impressive feature in our range - experience the gentle fall of rain from a beautiful hand crafted copper arch with river stone pebbles.

**\$8000**

Price includes all parts, delivery and install in Metro Melb



# Copper Rainshower

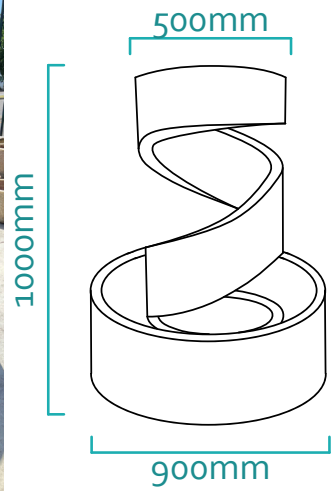




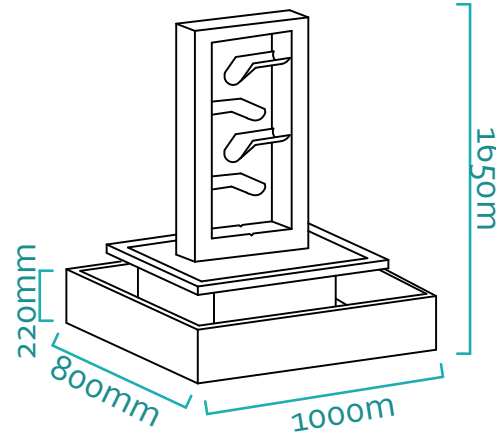
# Sculptural Features

We have a range of unique sculptural features - you are sure to find one that fits your style and space.

Untir Water Fountain



Zig Zag Water Fountain



Buddha Head Statue/  
Water Fountain



Ganesh Statue

Praying, Candle and  
Chakra Buddha  
statues



Short Terrazzo  
Water Fountain

W 45cm x L 45cm x H 60cm



Georgie Water  
Fountain

Diameter 35cm x H 65cm



Tall Terrazzo  
Water Fountain

Diameter 35cm x H 95cm



Ancient Fish  
Water Fountain

Diameter 44cm x H 47cm



Ancient Dimple  
Water Fountain

Diameter 53cm x H 48cm



Ancient Ball  
Water Fountain

Diameter 80cm x H 80cm

Why not get a bench seat that matches your new stone feature? Somewhere to sit and meditate on the beautiful sounds of trickling water.



120cm Bench Seat

# Bench Seats

Small W 120cm x H 45cm x D 40cm

Medium W 150cm x H 45cm x D 40cm

Large W 180cm x H 45cm x D 40cm

180cm Bench Seat







Ellipse Bowl

As a planter

Shallow Bowl

As part of a feature

Raven Bowl

As a bubbler

Water Bowl

As a bubbler

Oval Water Bowl

As a planter

# Architectural Bowls

180cm diameter bowls - \$2599

140cm diameter bowls - \$1999

120cm diameter bowls - \$1429

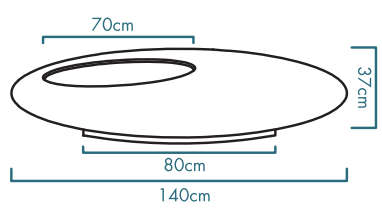
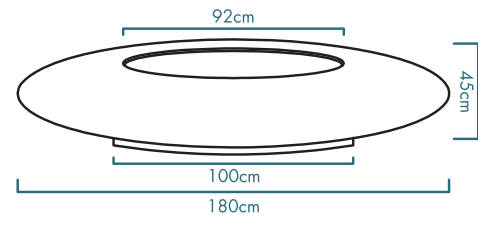
100cm diameter bowls - \$999

80cm diameter bowls - \$659

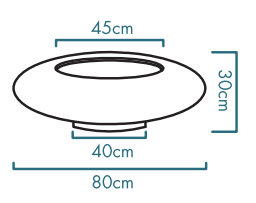
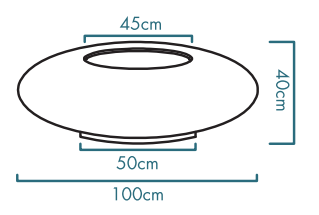
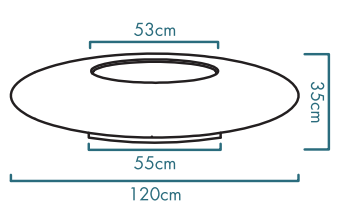
60cm diameter bowl - \$239

(Available in Raven only)

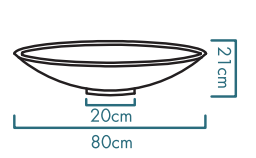
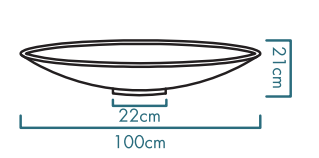
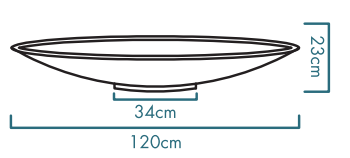
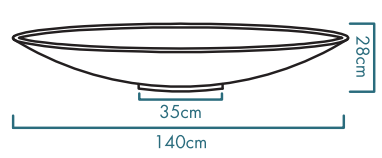
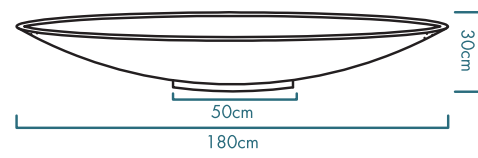
Ellipse Bowl



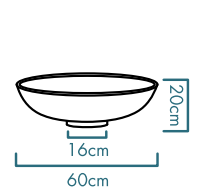
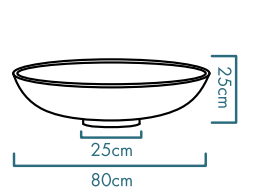
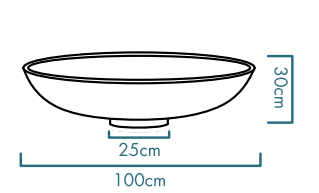
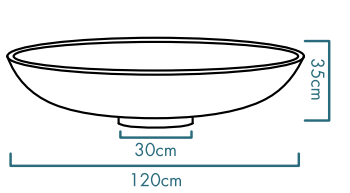
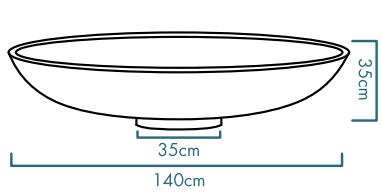
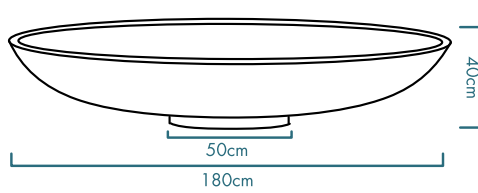
\*Also available with central opening



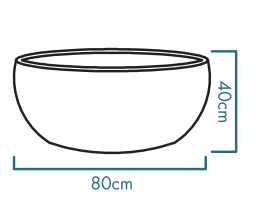
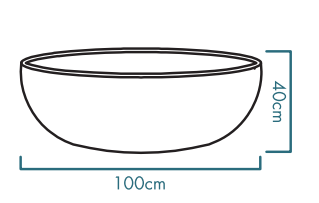
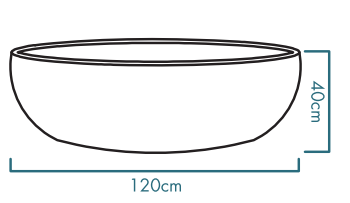
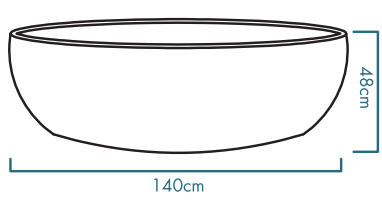
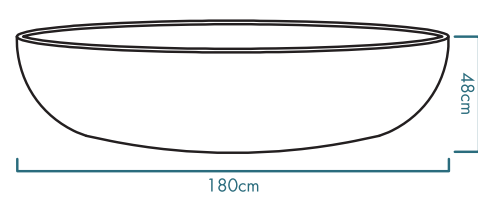
Shallow Bowl



Raven Bowl

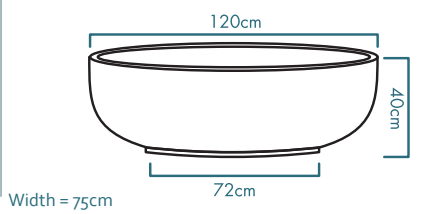


Water Bowl

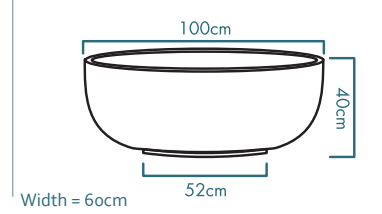


\*Also available in natural colour

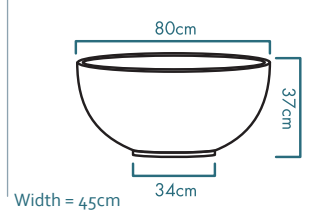
Oval Water Bowl



Width = 75cm



Width = 60cm




Width = 45cm

Our architectural bowls are made of reconstituted volcanic river stone - beautifully textured to create a natural looking finish. Designed to be used as water features, bubblers and planters.



# Stone Products

Our stone range is our most versatile and popular. The stone looks stunning wet or dry.



Charcoal finish Natural finish

# Ancient Pots

Our Ancient pot range has a rustic charm - made of terracotta and hand glazed in textural finishes. They can also be used to create beautiful water features!



Gentong Charcoal as feature



Small Gentong Charcoal

- Small**  
W 50cm x H 40cm
- Medium**  
W 60cm x H 50cm
- Large**  
W 70cm x H 60cm
- X-Large**  
W 70cm x H 80cm
- XX-Large**  
W 110cm x H 68cm
- XXX-Large**  
W 97cm x H 97cm



Gentong Pots

## Ancient Atlantis Pot

W 81cm x H 86cm



## Ancient Cinnamon Pot

W 72cm x H 93cm



## Ancient Opium Pot

W 63cm x H 74cm



G-Jar Pots

- Small**  
W 40cm x H 50cm
- Medium**  
W 50cm x H 60cm
- Large**  
W 60cm x H 70cm
- X-Large**  
W 70cm x H 80cm



G-Jar Charcoal as feature



G-Jars in Natural finish



## Ancient Pluto Pot

W 74cm x H 93cm



## Ancient Saffron Pot

W 53cm x H 88cm



## Ancient Lotus Pots

Medium W 45cm x H 43cm  
Large W 65cm x H 60cm

## Concrete Balls

Our concrete balls are a bold geometric addition to any garden bed.

- Small**  
30 cm Diameter
- Medium**  
50cm Diameter
- Large**  
70cm Diameter

Balls in Charcoal finish




Ball in Natural finish



## Kendang Pots

Charcoal finish only

- Small** W 34cm x H 60cm
- Medium** W 34cm x H 80cm
- Large** W 34cm x H 100cm



Kendangs as a feature

## Ancient Low Bowls

- Small** W 30cm x H 8cm
- Medium** W 42cm x H 11cm
- Large** W 54cm x H 14cm



## Ancient Classic Bowls

- Small** W 44cm x H 29cm
- Medium** W 59cm x H 36cm
- Large** W 81cm x H 50cm



## Ancient Dimple Tidi Pots

- Small** W 33cm x H 30cm
- Medium** W 44cm x H 38cm
- Large** W 53cm x H 48cm



## Ancient Water Bowls

- Small** W 56cm x H 26cm
- Medium** W 72cm x H 36cm
- Large** W 92cm x H 44cm






# Light Weight Products

Our lightweight range are made of fibreglass and are easy to move around and style in different combinations!

## East Pots

Black, White, Grey


Small W 30cm x H 50cm  
Medium W 40cm x H 60cm  
Large W 55cm x H 80cm



## North Pots

Black, White, Grey


Small W 35cm x H 58cm  
Medium W 45cm x H 75cm  
Large W 55cm x H 90cm



## South Pots

Black, White, Grey


Small W 38cm x H 43cm  
Medium W 50cm x H 56cm  
Large W 65cm x H 70cm



## Cylinder Pots

White, Dark Concrete

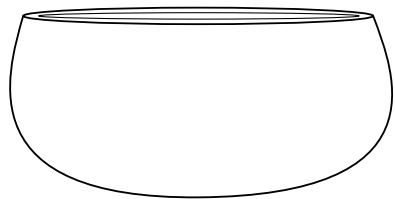
X Small W 20cm x H 30cm  
Small W 30cm x H 40cm  
Medium W 40cm x H 60cm  
Large W 50cm x H 70cm  
X Large W 60cm x H 90cm



## Bonnie Bowls

Black, White, Dark Concrete


Small W 38cm x H 17cm  
Medium W 50cm x H 22cm  
Large W 62cm x H 27cm



## West Pots

Black, White, Grey

X Small W 30cm x H 20cm  
Small W 40cm x H 30cm  
Medium W 53cm x H 40cm  
Large W 66cm x H 54cm




# Light Weight Products

Lightweight bowls can also be used to create bubbler features - perfect for adding some tranquility to your patio or balcony.

## Yarra Bowls

Black, White, Dark Concrete




Small W 55cm x H 25cm  
Medium W 68cm x H 33cm  
Large W 86cm x H 40cm



## Vince Bowls

Black, White, Grey



Small W 70cm x H 25cm  
Medium W 85cm x H 30cm  
Large W 110cm x H 40cm



## Classic Woks

Natural grey




Small W 60cm x H 21cm  
Medium W 92cm x H 25cm  
Large W 122cm x H 30cm  
X Large W 152cm x H 36cm



## Evie Pots

Black, White, Grey

Small W 40cm x H 32cm  
Medium W 62cm x H 48cm  
Large W 90cm x H 64cm



## Kotak Rectangular Pots

Black, White, Grey

Small W 70cm x L 30cm x H 35cm  
Medium W 90cm x L 40cm x H 45cm  
Large W 110cm x L 50cm x H 55cm



## Egg Pots

Grey

Medium W 50cm x H 70cm  
Large W 75cm x H 120cm








Notes:

Contact Us:

Water Features Direct  
195-197 Queens Parade Clifton Hill VIC 3068

 [www.waterfeaturesdirect.com.au](http://www.waterfeaturesdirect.com.au)

 [info@waterfeaturesdirect.com.au](mailto:info@waterfeaturesdirect.com.au)

 (03) 9486 8323